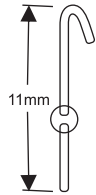


Iris Retractors

Single Use

Ideal for Small Pupils

Small Pupil is a problem, is it not? For this in mind, Optitech Eyecare, presents to you tiny blue colored Iris Retractors which could be used through micro stab incisions to stretch gently and retain the iris for maximum comfort of the surgeon during small pupil Phaco, retina and vitreous surgery.



A simple device for temporary pupil enlargement. It comes in pack of 5 retractor duly sterilized and disposable

INSTRUCTIONS FOR USE:

- Open the pouch of sterile set of iris retractors (BY AN UNSTERILE PERSON) and drop the inner container with iris retractors on a sterile surface without touching it.
- Open the container cap and take out one iris retractor and wash it with saline water. Make four 20G incisions at approximately 90° apart.
- The incision sites are selected in such a position that it does not interfere with the surgical incision and maneuvers to follow.
- The silicon lock is slid backwards away from the hook side and inserted into the anterior chamber with the help of a McPherson forceps, going beyond the pupil margin.
- The retractor is pulled towards the limbus till desired dilation of the pupil is achieved. Holding the retractor in desired position, the silicon rubber lock is slid up to the limbus to hold the retractor in place during surgery.
- Each of the four hooks is placed in position one by one.
- To remove the retractor from the eye pull the lock backwards, disengage the hook from the iris and pull it out using slight force. The hook becomes straight momentarily and comes out of the corneal wound without damaging the cornea. The hooks regain its 'U' shape immediately after removing from the eye.
- The used iris retractors are put back into the container and pouch and sent to dispose it with other waste for incineration.
- For single use only.
- Do not expose to heat or direct sunlight.
- The product should be used immediately once the packing is opened.
- Device is to be used by qualified doctors / competent persons.
- The product should be handled according to the norms.
- If it is reused, it may cause serious problems to patients such as redness in the eye, blindness and other communicable diseases.

WARNING:

- Read instructions before use.
- The products should not be re-sterilized once used, must inspect and check the product before use.
- Should not be used if the packing is damaged.
- Mishandling or improper transport can cause damage to the device or packaging.
- The product is non-toxic, sterile and non-pyrogenic if the packaging is intact.
- Dispose it after use, it should be disposed off properly as per country's regulations and disposal of medical bio waste rule.

STORAGE:

Store at a temperature between 10°C to 40°C and a relative humidity in between 35 RH to 65 RH. Do not expose to direct sunlight. Expiry date on that pack indicates the period within which the device should be used.

CONTRAINDICATIONS:

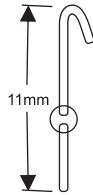
If it is used for any other purposes than indicated use, will be the responsibility of the user, if product is used by incompetent / untrained personnel.

Iris Retractors

Single Use

Ideal for Small Pupils

Small Pupil is a problem, is it not? For this in mind, Optitech Eyecare, presents to you tiny blue colored Iris Retractors which could be used through micro stab incisions to stretch gently and retain the iris for maximum comfort of the surgeon during small pupil Phaco, retina and vitreous surgery.



A simple device for temporary pupil enlargement. It comes in pack of 5 retractor duly sterilized and disposable

INSTRUCTIONS FOR USE:

- Open the pouch of sterile set of iris retractors (BY AN UNSTERILE PERSON) and drop the inner container with iris retractors on a sterile surface without touching it.
- Open the container cap and take out one iris retractor and wash it with saline water. Make four 20G incisions at approximately 90° apart.
- The incision sites are selected in such a position that it does not interfere with the surgical incision and maneuvers to follow.
- The silicon lock is slid backwards away from the hook side and inserted into the anterior chamber with the help of a McPherson forceps, going beyond the pupil margin.
- The retractor is pulled towards the limbus till desired dilation of the pupil is achieved. Holding the retractor in desired position, the silicon rubber lock is slid up to the limbus to hold the retractor in place during surgery.
- Each of the four hooks is placed in position one by one.
- To remove the retractor from the eye pull the lock backwards, disengage the hook from the iris and pull it out using slight force. The hook becomes straight momentarily and comes out of the corneal wound without damaging the cornea. The hooks regain its 'U' shape immediately after removing from the eye.
- The used iris retractors are put back into the container and pouch and sent to dispose it with other waste for incineration.
- For single use only.
- Do not expose to heat or direct sunlight.
- The product should be used immediately once the packing is opened.
- Device is to be used by qualified doctors / competent persons.
- The product should be handled according to the norms.
- If it is reused, it may cause serious problems to patients such as redness in the eye, blindness and other communicable diseases.

WARNING:

- Read instructions before use.
- The products should not be re-sterilized once used, must inspect and check the product before use.
- Should not be used if the packing is damaged.
- Mishandling or improper transport can cause damage to the device or packaging.
- The product is non-toxic, sterile and non-pyrogenic if the packaging is intact.
- Dispose it after use, it should be disposed off properly as per country's regulations and disposal of medical bio waste rule.

STORAGE:

Store at a temperature between 10°C to 40°C and a relative humidity in between 35 RH to 65 RH. Do not expose to direct sunlight. Expiry date on that pack indicates the period within which the device should be used.

CONTRAINDICATIONS:

If it is used for any other purposes than indicated use, will be the responsibility of the user, if product is used by incompetent / untrained personnel.

TARUN ENTERPRISES

Regd. Off.: 8/8, Strachy Road
Prayagraj (Allahabad) - 211001, U.P., INDIA
Works : Shed No. E 20 NSIC Campus, Mirzapur Road
Naini, Prayagraj (Allahabad)-211001, U.P., INDIA
e-mail : info@optitecheyecare.com
+91 9335154556

REF TE/ART/2015-16/01 L. Rev. No. 07 dated 22nd May 2022

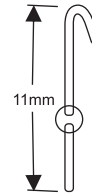


Iris Retractors

Single Use

Ideal for Small Pupils

Small Pupil is a problem, is it not? For this in mind, Optitech Eyecare, presents to you tiny blue colored Iris Retractors which could be used through micro stab incisions to stretch gently and retain the iris for maximum comfort of the surgeon during small pupil Phaco, retina and vitreous surgery.



A simple device for temporary pupil enlargement. It comes in pack of 5 retractor duly sterilized and disposable

INSTRUCTIONS FOR USE:

- Open the pouch of sterile set of iris retractors (BY AN UNSTERILE PERSON) and drop the inner container with iris retractors on a sterile surface without touching it.
- Open the container cap and take out one iris retractor and wash it with saline water. Make four 20G incisions at approximately 90° apart.
- The incision sites are selected in such a position that it does not interfere with the surgical incision and maneuvers to follow.
- The silicon lock is slid backwards away from the hook side and inserted into the anterior chamber with the help of a McPherson forceps, going beyond the pupil margin.
- The retractor is pulled towards the limbus till desired dilation of the pupil is achieved. Holding the retractor in desired position, the silicon rubber lock is slid up to the limbus to hold the retractor in place during surgery.
- Each of the four hooks is placed in position one by one.
- To remove the retractor from the eye pull the lock backwards, disengage the hook from the iris and pull it out using slight force. The hook becomes straight momentarily and comes out of the corneal wound without damaging the cornea. The hooks regain its 'U' shape immediately after removing from the eye.
- The used iris retractors are put back into the container and pouch and sent to dispose it with other waste for incineration.
- For single use only.
- Do not expose to heat or direct sunlight.
- The product should be used immediately once the packing is opened.
- Device is to be used by qualified doctors / competent persons.
- The product should be handled according to the norms.
- If it is reused, it may cause serious problems to patients such as redness in the eye, blindness and other communicable diseases.

WARNING:

- Read instructions before use.
- The products should not be re-sterilized once used, must inspect and check the product before use.
- Should not be used if the packing is damaged.
- Mishandling or improper transport can cause damage to the device or packaging.
- The product is non-toxic, sterile and non-pyrogenic if the packaging is intact.
- Dispose it after use, it should be disposed off properly as per country's regulations and disposal of medical bio waste rule.

STORAGE:

Store at a temperature between 10°C to 40°C and a relative humidity in between 35 RH to 65 RH. Do not expose to direct sunlight. Expiry date on that pack indicates the period within which the device should be used.

CONTRAINDICATIONS:

If it is used for any other purposes than indicated use, will be the responsibility of the user, if product is used by incompetent / untrained personnel.

TARUN ENTERPRISES

Regd. Off.: 8/8, Strachy Road
Prayagraj (Allahabad) - 211001, U.P., INDIA
Works : Shed No. E 20 NSIC Campus, Mirzapur Road
Naini, Prayagraj (Allahabad)-211001, U.P., INDIA
e-mail : info@optitecheyecare.com
+91 9335154556

REF TE/ART/2015-16/01 L. Rev. No. 07 dated 22nd May 2022



TARUN ENTERPRISES

Regd. Off.: 8/8, Strachy Road
Prayagraj (Allahabad) - 211001, U.P., INDIA
Works : Shed No. E 20 NSIC Campus, Mirzapur Road
Naini, Prayagraj (Allahabad)-211001, U.P., INDIA
e-mail : info@optitecheyecare.com
+91 9335154556

REF TE/ART/2015-16/01 L. Rev. No. 07 dated 22nd May 2022

